

swing

Protagonisti di stile.




A photograph of a dressing room vanity. A large mirror is mounted on a white wall, reflecting a red chair and a white wall with a light switch. The mirror is framed by a row of bright, round, warm-toned lights. The foreground shows the back of a red chair. The overall lighting is warm and soft.

swing

Protagonisti di stile.

Applicazione con pennello "spalter"
Brush spalter effect

Swing Tinta S028



I colori della cartella sono indicativi e possono subire variazioni. Per ulteriori informazioni consultare la scheda tecnica.
These hues are for reference only. For further information please read data sheet.

Swing Base 010 ARGENTO

Applicazione con pennello "spalter"
Brush spalter effect



Swing Base 020 ORO

Applicazione con pennello "spalter"
Brush spalter effect




SWING - Protagonisti di stile




codice S001




codice S002




codice S003




codice S004




codice S005




codice S006



codice S007



codice S008




codice S009




codice S010




codice S011




codice S012




codice S013




codice S014



codice S015



codice S016



codice S017




codice S018




codice S019



codice S020



codice S021




codice S022


SWING - Protagonisti di stile




codice S023




codice S024




codice S025




codice S026




codice S027




codice S028




codice S029



codice S030



codice S031




codice S032




codice S033



codice S034



codice S035



codice S036




codice S037



codice S038




codice S039




codice S040



codice S041




codice S042




codice S043


SWING - Protagonisti di stile



codice S044



codice S045



codice S046




codice S047



codice S048



codice S049



codice S050



codice S051



codice S052




codice S053




codice S054




codice S055




codice S056




codice S057



codice S058




codice S059




codice S060




codice S061



codice S062



codice S063



codice S064

Finitura ad acqua ad effetto decorativo, di facile applicazione. Dotata di eccellente adesione, resistenza e traspirabilità. Consente di ottenere un'elegante finitura metallizzata ad effetto sabbia fine, cromaticamente disuniforme, che si integra perfettamente sia nelle ambientazioni classiche che in quelle moderne. Grazie alle sue caratteristiche il prodotto può essere utilizzato anche in ambienti altamente frequentati quali ambienti pubblici.

Ciclo applicativo

FASE 1) PREPARAZIONE SUPPORTO:

Al fine di ottenere risultati ottimali è necessario spazzolare le superfici ed applicare una mano di **Fissativo 1000 Cod. 4050** diluito max 1:10 o **Fissativo Acrilico Consolidante Cod. 4060** diluito max 1:1.

FASE 2) APPLICAZIONE DECOBASE:

Applicare una mano con un rullo a pelo corto o pennello. Resa 9-10 m²/l per mano. Sovraverniciabile dopo 4-6 ore.

FASE 3) APPLICAZIONE SWING:

Il prodotto va applicato con pennello tipo spalter a pennellate corte ed incrociate, cercando di distribuire omogeneamente l'inerte contenuto. Dopo aver ricoperto un metro quadro circa ripassare la superficie con il pennello scarico, delicatamente.

Schema dati tecnici

Prodotto	Utilizzo	Diluizione con acqua	Resa	Attrezzi	Sovraverniciatura	Colori	Confezioni
PREPARAZIONE DEL SUPPORTO FASE 1							
FISSATIVO 1000	INTERNI	1:10	10-20 m ² lt	pennello	4-6 h	lattiginoso (incolore dopo l'applicazione)	1 - 5 - 20 L
OPPURE							
FISSATIVO ACRILICO CONSOLIDANTE	INTERNI	1:1	8-12 m ² lt	pennello	12-24 h	lattiginoso (incolore dopo l'applicazione)	5 - 20 L
PREPARAZIONE DEL SUPPORTO FASE 2							
DECOBASE	INTERNI	max 10% acqua	9-10 m ² lt	rullo, pennello	4-6 h	bianco tintegeeabile a tintometro	1 - 2,5 - 10 L
FINITURA							
SWING	INTERNI	pronto all'uso	12 m ² lt	pennello spalter	6-8 h	argento, oro e tinte di cartella	1 - 2,5 L

Water based decorative finish. Swing can be easily applied, having a good washability and hiding power, together with a metallic light sand final look. It creates homogeneous surfaces, with particular light contrast effects. It can be applied in interiors of both public and private settings.

Applications

STEP 1) HOW TO PREPARE SURFACE:

Carefully clean the surface and apply one coat of **Fissativo 1000 cod 4050** (dilution 1:10) or **Fissativo Acrilico consolidante cod 4060** (dilution max 1:1).

STEP 2) HOW TO USE DECOBASE:

Carefully clean the surface and apply one layer with a short hair woollen roller or brush. Approx. coverage 9-10 sq.m./l per layer. After 4-6 hours it can be covered with another layer.

STEP 3) HOW TO USE SWING:

Apply on 1 sq.m./l the product using a "spalter". Dip the brush and apply in crisscross strokes, trying to avoid too well defined areas. Re-passing the already painted area with unloaded brush and from the bottom upwards.

Technical data sheet

Product	Use	Dilution with water	Approx. Coverage	Tools	Overcoating	Colour	Pack
INTERIOR HOW TO PREPARE SURFACE 1ST STEP							
FISSATIVO 1000	INTERIOR	1:10	10-20 sq.m/l	brush	4-6 h	neutral	1 - 5 - 20 L
OR							
FISSATIVO ACRILICO CONSOLIDANTE	INTERIOR	1:1	8-12 sq.m/l	brush	12-24 h	neutral	5 - 20 L
HOW TO PREPARE SURFACE 2ND STEP							
DECOBASE	INTERIOR	max 10%	9-10 sq.m/l	roller, brush	4-6 h	white - tinted with tinting machine	1 - 2,5 - 10 L
FINISHING							
SWING	INTERIOR	ready to use	12 sq.m/l	brush "spalter"	6-8 h	gold, silver and colour card	1 - 2,5 L

I colori della cartella sono indicativi e possono subire variazioni. Per ulteriori informazioni consultare la scheda tecnica. These hues are for reference only. For further information please read data sheet.



Fabbricato da: G&P Fratelli Tassani S.p.A
 Via N.S Della Guardia, 44 - 16162 Genova Bolzaneto
 Tel.: +39 010 710715 - Fax: +39 010 710254
www.tassani.it

